

ENVIRONMENTAL PRODUCT DECLARATION

THERMAFIBER® FORMALDEHYDE-FREE MINERAL WOOL

AN OWENS CORNING COMPANY



Owens Corning®Thermafiber® Formaldehyde-Free Mineral Wool Insulation enhances comfort, savings and sustainability in new and existing structures.



Owens Corning, and its family of companies, is a leading global producer of residential and commercial building materials, glass fiber reinforcements, and engineered materials for composite systems. It uses a decision framework for managing the company as a sustainable enterprise. It is the foundation of the company's strategy of building market-leading businesses, global in scope – human in scale, and reflects the company's purpose: our people and products make the world a better place.

Owens Corning is committed to balancing economic growth with social progress and sustainable solutions to its building materials and composite customers around the world.

This Environmental Product Declaration is a component of our stated goal to provide life cycle information on all core products.

sustainability.owenscorning.com



ENVIRONMENTAL PRODUCT DECLARATION



Thermafiber® FF Mineral Wool

According to ISO 14025,
EN 15804 and ISO 21930:2017

EPD PROGRAM AND PROGRAM OPERATOR NAME, ADDRESS, LOGO, AND WEBSITE	UL ENVIRONMENT 333 PFINGSTEN ROAD NORTHBROOK, IL 60611
GENERAL PROGRAM INSTRUCTIONS AND VERSION NUMBER	General Program Instructions v2.5 March 2020
MANUFACTURER NAME AND ADDRESS	Thermafiber, Inc., One Owens Corning Parkway, Toledo, OH, USA
DECLARATION NUMBER	4790011847.102.3 (updated 10/25)
DECLARED PRODUCT & FUNCTIONAL UNIT OR DECLARED UNIT	1 m ² insulation at R _{SI} =1
REFERENCE PCR AND VERSION NUMBER	Part B: Building Envelope Thermal Insulation EPD Requirements, UL 10010-1
DESCRIPTION OF PRODUCT APPLICATION/USE	Thermafiber® Formaldehyde-Free Mineral Wool is a type of slag wool insulation product used in a variety of building applications, both residential and commercial, requiring the use of thermal insulation.
PRODUCT RSL DESCRIPTION (IF APPL.)	75 years
MARKETS OF APPLICABILITY	Building Material
DATE OF ISSUE	10/1/2021
PERIOD OF VALIDITY	5 Years
EPD TYPE	Product-specific
RANGE OF DATASET VARIABILITY	NA
EPD SCOPE	Cradle to gate with options (A4, A5, C1-C4)
YEAR(S) OF REPORTED PRIMARY DATA	2020
LCA SOFTWARE & VERSION NUMBER	SimaPro 9.1
LCI DATABASE(S) & VERSION NUMBER	ecoinvent 3.6
LCIA METHODOLOGY & VERSION NUMBER	TRACI 2.1 v1.05
The PCR review was conducted by:	UL Environment
	PCR Review Panel
	epd@ulenvironment.com
This declaration was independently verified in accordance with ISO 14025: 2006. <input type="checkbox"/> INTERNAL <input checked="" type="checkbox"/> EXTERNAL	
	Cooper McCollum, UL Environment
This life cycle assessment was conducted in accordance with ISO 14044 and the reference PCR by:	Aspire Sustainability
This life cycle assessment was independently verified in accordance with ISO 14044 and the reference PCR by:	
	Thomas P. Gloria, Industrial Ecology Consultants

LIMITATIONS

Exclusions: EPDs do not indicate that any environmental or social performance benchmarks are met, and there may be impacts that they do not encompass. LCAs do not typically address the site-specific environmental impacts of raw material extraction, nor are they meant to assess human health toxicity. EPDs can complement but cannot replace tools and certifications that are designed to address these impacts and/or set performance thresholds – e.g. Type 1 certifications, health assessments and declarations, environmental impact assessments, etc.

Accuracy of Results: EPDs regularly rely on estimations of impacts; the level of accuracy in estimation of effect differs for any particular product line and reported impact.

Comparability: EPDs from different programs may not be comparable. Full conformance with a PCR allows EPD comparability only when all stages of a life cycle have been considered. However, variations and deviations are possible. Example of variations: Different LCA software and background LCI datasets may lead to differences results for upstream or downstream of the life cycle stages declared.

ENVIRONMENTAL PRODUCT DECLARATION



Thermafiber® FF Mineral Wool

According to ISO 14025,
EN 15804 and ISO 21930:2017

1. Product Definition and Information

1.1. Description of Company/Organization

Founded in 1938, Owens Corning has been a leader in insulation, roofing and fiberglass composites. It has a global presence with 25,000 people in 31 countries. This Environmental Product Declaration is representative of product produced at the location listed below.

Joplin Plant
Joplin, MO 64804

1.2. Product Description

Product Identification

Thermafiber® Formaldehyde-Free Mineral Wool Insulation products are comprised of semi-rigid and rigid boards and batts. Mineral wool resists mold, fungi, and vermin due to its being an inorganic material. The R-value of Thermafiber® Mineral Wool Insulation ranges from 3.7 - 4.3 per inch (25.4 mm) of thickness. It is available in multiple thicknesses and densities, with various facings by product type. Reflected by its R-value, mineral wool's insulating performance is achieved by its densely packed fibers. Its high resistance to heat flow translates into year-round comfort and energy savings.



Thermafiber® products covered by this EPD include:

FireSpan® 40, 90, & 120 FF, Safing FF (4 pcf | 64 kg/m³) & (6 pcf | 96 kg/m³), SAFB™ FF (2.5 pcf | 40 kg/m³) & (4 pcf | 64 kg/m³), Fire & Sound Guard® Plus FF.



ENVIRONMENTAL PRODUCT DECLARATION



Thermafiber® FF Mineral Wool

According to ISO 14025,
EN 15804 and ISO 21930:2017

Product Specification

Select product specifications are included below. For additional information and current specifications refer to the Product Data Sheet on owenscorning.com.

	FireSpan® FF 40 & 90	Safing FF	SAFB™ FF	Fire & Sound Guard® Plus FF
COMPLIANCE				
Classification ASTM C612 (Type)				
	IA, IB, II, III, IVA, IVB ³	IA, IB, II, III, IVA	---	---
CAN/ULC-S702 (Type)				
	I ¹ , III ²	I ¹ , III ²	---	---
FIRE				
Combustibility ASTM E136 (Rated Non-combustible per NFPA Standard 220)				
	✓	✓	✓	✓
CAN/ULC S114 (non-combustible)				
	✓	✓	✓	---
Surface Burning Characteristics ASTM E84 (Flame Spread/Smoke Developed)				
	0/0 ¹ 25/0 ²	0/0 ¹ 25/0 ²	0/0	5/5 ¹ 25/0 ²
Surface Burning Characteristics CAN/ULC S102 (Flame Spread/Smoke Developed)				
	0/0 ¹ 25/0 ²	0/0 ¹ 25/0 ²	0/0	---
MOISTURE				
Water Vapor Sorption ASTM C1104 (Absorption by volume)				
	<1%	<1%	<1%	
Fungi Resistance ASTM C1338 (complies/pass)				
	✓	✓	✓	✓
Stability ASTM C356 (Linear shrinkage @1200°F 649°C)				
	<2%	---	---	---
Corrosion of Steel, Aluminum, and Copper ASTM C665 (non-corrosive)				
	✓	✓	✓	✓
¹ Unfaced ² Foil faced ³ FireSpan® 90 only ⁴ Aluminum and Copper ⁵ by weight at 120°F (49°C), 95% R.H.)				



ENVIRONMENTAL PRODUCT DECLARATION



Thermafiber® FF Mineral Wool

According to ISO 14025,
EN 15804 and ISO 21930:2017

Flow Diagram

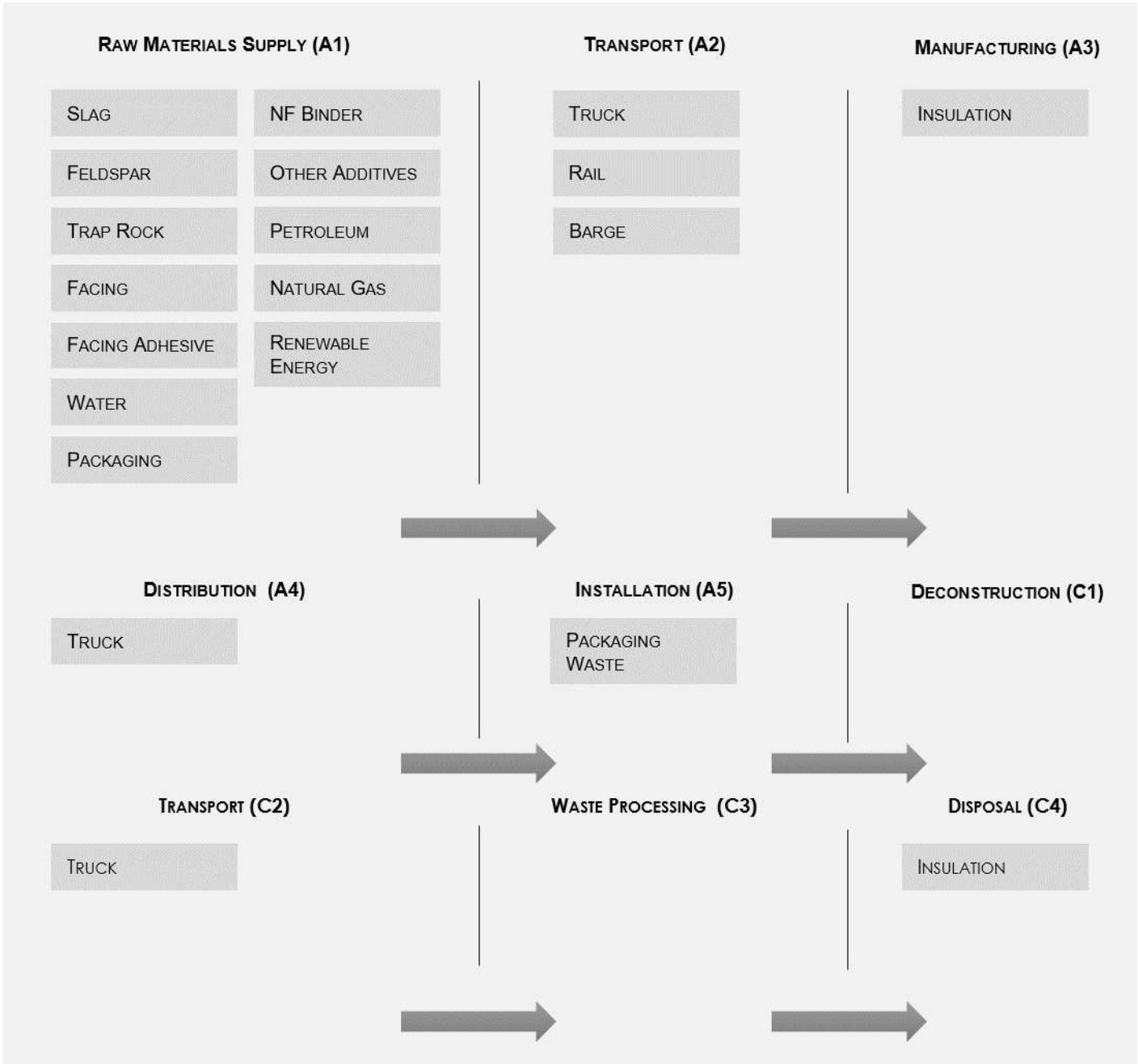


Figure 1. Flow Diagram of FF Thermafiber® Mineral Wool Insulation



ENVIRONMENTAL PRODUCT DECLARATION



Thermafiber® FF Mineral Wool

According to ISO 14025,
EN 15804 and ISO 21930:2017

Product Average

The results of this declaration represent an average performance for SAFB™ FF (2.5 pounds per cubic foot | 40 kg/m³ density version) reference product at the functional unit of 1 m² at R_{SI} = 1 at the manufacturing location. These results were derived using reported densities, thermal conductivity, and facility-level production data of products covered by this EPD for the manufacturing location. Using scaling factors found in **Appendix A**, results can be converted to other products at the functional unit or the as supplied thickness and R-value.

1.3. Application

In residential and light commercial construction, including multi-family construction, mineral wool insulation products are used as non-structural thermal-insulating materials in interior and exterior walls, floor-ceiling assemblies, attics and crawl spaces.

In commercial construction, mineral wool insulation can be used as continuous insulation in the building envelope, exterior wall cavity insulation, as acoustic insulation for partition interior walls, and a variety of other applications. Mineral wool is the only insulation approved for use in curtain wall perimeter fire containment applications because of its fire resistant properties.

In industrial applications, mineral wool can be used to insulate flatwork, large diameter pipes and tanks, and a variety of OEM applications.

1.4. Declaration of Methodological Framework

This declaration is a product-specific EPD and is cradle-to-installation with end-of-life. The underlying LCA upon which this EPD is based included the following life cycle modules: *Raw Material supply (A1); Inbound Transportation (A2); Manufacturing (A3); Distribution (A4); Installation (A5); End-of-life, Transport (C2) and End-of-life, Disposal (C4)*. No known flows have been deliberately excluded. The product is expected to perform as claimed for the 75-year reference service life if it remains clean and dry in its installed state.

1.5. Technical Requirements

At a minimum, Thermafiber® FF Mineral Wool Insulation products for commercial applications meet or exceed one of the following:

- ❖ **Corrosion Resistance**
 - Type I or III when tested in accordance with ASTM C665, *Standard Specification for Mineral-Fiber Blanket Thermal Insulation for Light Frame Construction and Manufactured Housing*
- ❖ **Classification**
 - Type IA, IB, II, III, IVA, or IVB when tested in accordance with ASTM C612, *Standard Specification for Mineral Fiber Block and Board Thermal Insulation*
- ❖ **Combustibility**
 - Rated Non-combustible per NFPA Standard 220 when tested in accordance with ASTM E136, *Standard Test Method for Assessing Combustibility of Materials Using a Vertical Tube Furnace at 750°C*
- ❖ **Formaldehyde-Free**
 - UL Validated Formaldehyde-Free



ENVIRONMENTAL PRODUCT DECLARATION



Thermafiber® FF Mineral Wool

According to ISO 14025,
EN 15804 and ISO 21930:2017

❖ **Surface Burning Characteristics**

- Flame Spread 0, Smoke Developed 0 for unfaced products when tested in accordance with ASTM E84, *Standard Test Method for Surface Burning Characteristics of Building Materials*

1.6. Properties of Declared Product as Delivered

When installed in typical building and construction assemblies according to all applicable Owens Corning specifications, recommendations and guidelines, Thermafiber® FF Mineral Wool Insulation delivers its advertised R-value.

1.7. Material Composition

Thermafiber® FF Mineral Wool Insulation consists of two major components, charge and binder. The primary raw material used is blast furnace slag, a by-product of the steel industry. The reuse of slag into mineral wool prevents this material from being discarded into landfills and results in a minimum total recycled content of 70% in the final product. These materials are sourced locally and transported to the manufacturing facility.

Material Component	Material Component %	
	Wabash	Joplin
Charge		
Slag	75-80%	65-70%
Feldspar	8-10%	6-9%
Trap rock	6-9%	18-21%
Binder		
NF Binder	6-9%	6-9%
Other	< 1%	< 1%

1.8. Manufacturing

Manufacturing Locations

Primary data from the Joplin, Missouri manufacturing facilities were used for the underlying life cycle assessment.



ENVIRONMENTAL PRODUCT DECLARATION



Thermafiber® FF Mineral Wool



According to ISO 14025,
EN 15804 and ISO 21930:2017

Manufacturing Process

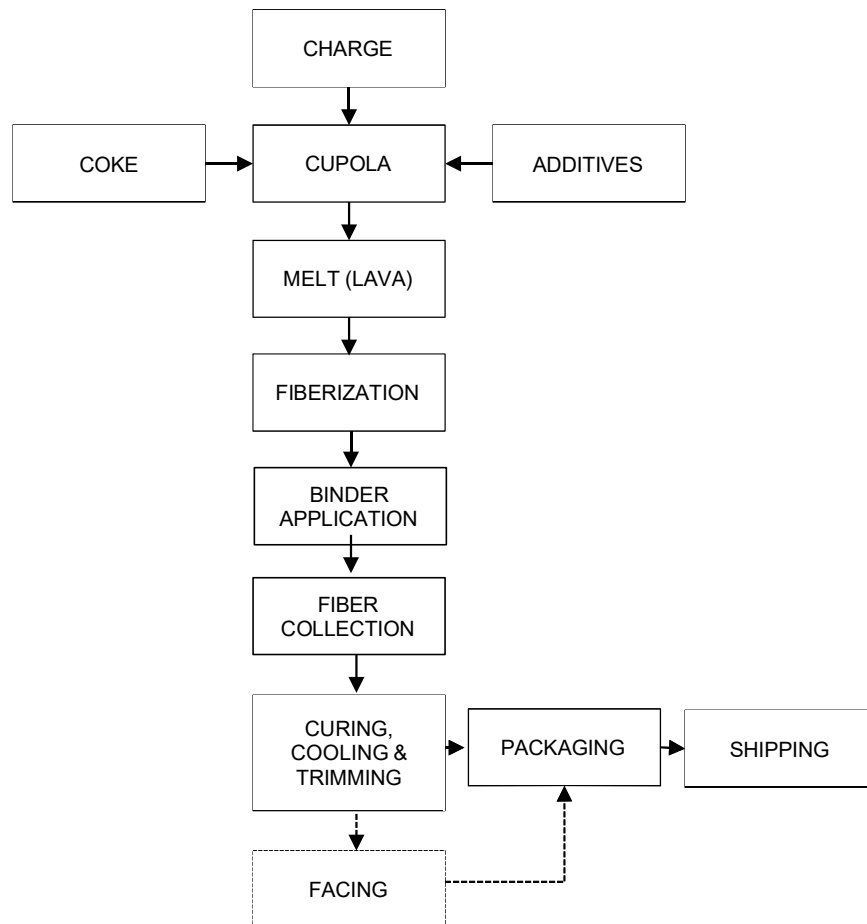


Figure 2. Process Flow Diagram for Manufacturing of Mineral Wool Insulation

The diagram above for Thermafiber® FF Mineral Wool Insulation is representative of the processes used by the manufacturing facility.

ENVIRONMENTAL PRODUCT DECLARATION



Thermafiber® FF Mineral Wool

According to ISO 14025,
EN 15804 and ISO 21930:2017

1.9. Packaging

Thermafiber® FF Mineral Wool Insulation products are packaged using LDPE (low-density polyethylene) film in the form of bags or plastic film. Regional disposal scenarios for the U.S. were used as a default assumption for the packaging waste generated during installation. Disposal rates used by material type and waste treatment method are shown in the table below.

Country/Region	Material Type	Recycling Rate	Landfill Rate	Incineration Rate
United States	Plastics	15%	68%	17%
	Metals	57%	34%	9%
	Pulp (cardboard, paper)	75%	20%	5%

1.10. Transportation

The product outbound transportation from manufacturing facility is by diesel-truck. The average distance from the Joplin manufacturing facility to construction site for Thermafiber® FF Mineral Wool is 1,044 mi (1,680 km).

1.11. Product Installation



Thermafiber® FF Mineral Wool Insulation products are made for easy handling, fabrication and installation. As a semi-rigid product that is easy to cut and install, its flexibility allows it to conform to building shapes and construction irregularities. It comes in standard-sized sheets and is easily cut with a serrated knife. Custom sizes are available upon request.

The boards and batts can be friction fitted in between studs with the ends of each piece butted closely together to fill all voids.

Cavity wall systems vary greatly from types of hangers and how they are installed. Generally, mineral wool insulation is installed with abutted joints and mechanically secured and attached to the building substrate.

Mineral wool can also be mechanically attached depending on the application.

ENVIRONMENTAL PRODUCT DECLARATION



Thermafiber® FF Mineral Wool

According to ISO 14025,
EN 15804 and ISO 21930:2017

1.12. Use

Due to its nature, Thermafiber® FF Mineral Wool Insulation is a passive device requiring no utilities or maintenance over its useful life. Provided the mineral wool is used as intended, during the use phase, reductions in a building's energy consumption do occur; however, the energy savings from the use of thermal insulation have not been included within the system boundaries.

1.13. Reference Service Life and Estimated Building Service Life

The product is assumed to remain in service for the life of the building, 75 years.

1.14. Reuse, Recycling, and Energy Recovery

Thermafiber® FF Mineral Wool Insulation may be reused; however, no formal recycling programs currently exist for mineral wool insulation.

1.15. Disposal

The End of Life stage modeled for mineral wool insulation consisted of the transportation by tractor-trailer truck of the insulation for an assumed distance of 100 miles (161 km) to a landfill and the subsequent disposal of the used insulation in the landfill.

2. Life Cycle Assessment Background Information

2.1. Function and Functional Unit

The functional unit is 1 m² of insulation material with a thickness that gives an average thermal resistance $R_{SI} = 1$ m²K/W and with a building service life of 75 years. Faced Thermafiber® FF Mineral Wool Insulation additionally has 1 m² of a facing, which is applied to the top surface of the insulation material. For this study, the declared unit amount of the facing is 1 m², and the amount of the declared unit required for the functional unit is 1 m².

Table 1. Functional Unit Properties of Thermafiber® FF Mineral Wool Insulation

Thermafiber® Mineral Wool Insulation, SAFB™ FF (2.5pcf 40 kg/m ³), Joplin	
Functional unit	1 m ² of insulation material with a thickness that gives an average thermal resistance $R_{SI} = 1$ m ² K/W
Mass of Functional unit	1.23E+00 kg
Thickness to achieve Functional unit	3.07E-02 m

Table 2. Declared Unit Properties of Facing for Faced Thermafiber® FF Mineral Wool Insulation

Facing	Mass of Declared unit (1 m ²)	Description
5225T-White	5.81E-02 kg	Plain White Foil Scrim (2x2) Polyethylene
5263 Printed 5x5	6.35E-02 kg	Printed Foil Scrim (5x5) Polyethylene
VL6307	6.20E-02 kg	Black Nonwoven Glass Fiber Mat



ENVIRONMENTAL PRODUCT DECLARATION



Thermafiber® FF Mineral Wool

According to ISO 14025,
EN 15804 and ISO 21930:2017

2.2. System Boundary

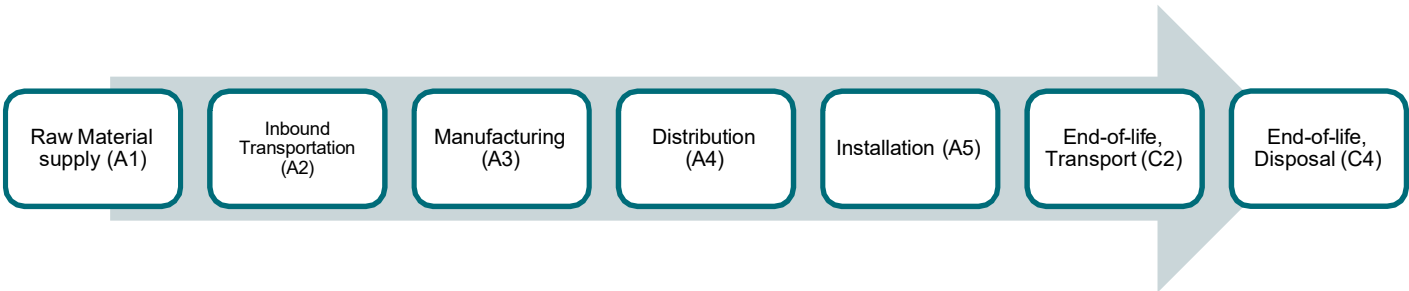


Figure 3. System Boundary of Thermafiber® FF Mineral Wool Insulation

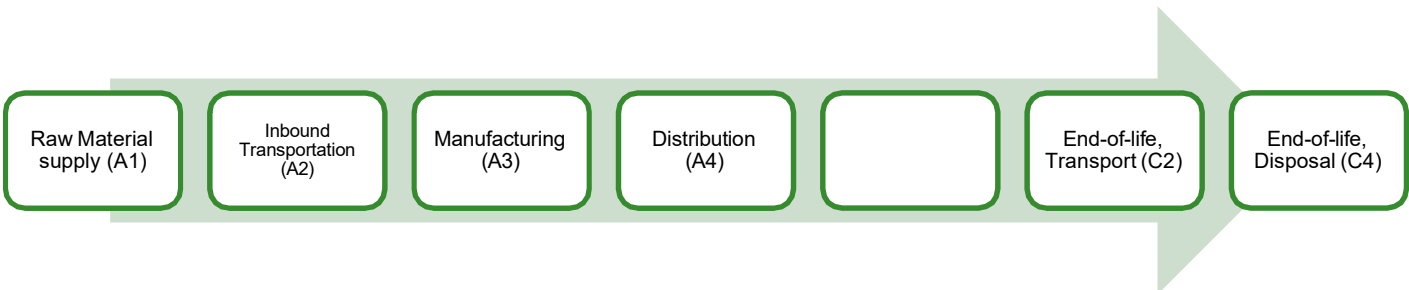


Figure 4. System Boundary of Facing for Faced Thermafiber® FF Mineral Wool Insulation



ENVIRONMENTAL PRODUCT DECLARATION



Thermafiber® FF Mineral Wool

According to ISO 14025,
EN 15804 and ISO 21930:2017

The system boundaries for this study include inputs and outputs for the following life cycle stages for mineral wool insulation:

- ❖ **Raw Material supply (A1)** – applicable to Thermafiber® FF Mineral Wool Insulation and Facing
 - extraction of resources and production of raw materials
 - collection and processing of recycled materials
 - extraction of resources and production of packaging materials for finished goods
- ❖ **Inbound Transportation (A2)** – applicable to Thermafiber® FF Mineral Wool Insulation and Facing
 - transportation of all input materials to manufacturing facilities
- ❖ **Manufacturing (A3)** – applicable to Thermafiber® FF Mineral Wool Insulation and Facing
 - electricity and water use and combustion of natural gas and coke (consumption and associated emissions)
 - transportation of fuels and consumable materials used in manufacturing
 - transportation of waste materials for recycling externally
 - transportation of waste-to-landfill waste to landfill as well as disposal in landfill
 - air emissions from fiber collection as well as from curing, cooling, cutting and trimming bonded mineral wool insulation including other releases to environmental media
- ❖ **Distribution (A4)** – applicable to Thermafiber® FF Mineral Wool Insulation and Facing
 - transportation from manufacturing facilities to distribution centers
 - transportation from distribution centers to construction site
- ❖ **Installation (A5)** – applicable to Thermafiber® FF Mineral Wool Insulation
 - transportation and disposal of packaging waste
- ❖ **End-of-life, Transport (C2)** – applicable to Thermafiber® FF Mineral Wool Insulation and Facing
 - transportation from building deconstruction site to landfill
- ❖ **End-of-life, Disposal (C4)** – applicable to Thermafiber® FF Mineral Wool Insulation and Facing
 - disposal in landfill

2.3. Estimates and Assumptions

Thermafiber® FF Mineral Wool Insulation is a passive device requiring no utilities or maintenance over its useful life; it is assumed that the product remains in service for the 75-year reference service.

2.4. Cut-off Criteria

Per section 2.9 of the governing PCR, the procedure detailed in ISO 21930, section 7.1.8 was followed regarding the exclusion of inputs and outputs. For energy, mass and environmental impacts, the cut-off criteria were 1% per the standard. Per the standard "the total of neglected input flows per module shall be a maximum of 5% of energy usage, mass and environmental impacts." Flows excluded for this study include infrastructure, capital goods and workforce burdens. Inputs and outputs associated with infrastructure (construction, maintenance and demolition of buildings/plants, road surfaces, transport equipment, etc.) are not included. This choice is based on experience from previous LCAs where the contribution from these items was negligible due to the long lifetime of the equipment compared to the high production volume of material during that lifetime.

ENVIRONMENTAL PRODUCT DECLARATION



Thermafiber® FF Mineral Wool



According to ISO 14025,
EN 15804 and ISO 21930:2017

2.5. Data Sources

Primary data was collected from the location listed in the Manufacturing section. Life cycle modeling and calculation of potential environmental impacts were conducted using the LCA software SimaPro 9, version 9.1, developed by PRé Consultants bv. The LCI database used for secondary data was the ecoinvent 3.6 database, provided with the Developer version of the software. In situations where LCI databases did not contain life cycle inventory data for certain specific materials or processes used in either the manufacturing of precursor, input raw materials or the manufacturing of the mineral wool insulation itself, LCI data for a similar material or process was used as a substitute. In order to determine the most representative substitute, preliminary analyses were conducted.

2.6. Data Quality

To determine how representative the data used to model the life cycle of Owens Corning® Thermafiber® FF Mineral Wool Insulation manufactured in 2020 is, the temporal, geographical and technological aspects of the data were assessed. For the Owens Corning facilities analyzed in the underlying LCA study, the data used adequately represents the technology used in 2020 in the United States.

2.7. Period under Review

For the manufacturing facilities considered in the LCA, Owens Corning primary data was collected for the 2020 calendar year.

2.8. Allocation

The products studied in this analysis are all members of the Thermafiber® FF Mineral Wool Insulation product family. The plant reported the total amount of Thermafiber® FF Mineral Wool Insulation produced as well as the amount produced of each individual product. In general, the characteristics that differentiate one product from another within the family are its density, form and the use and type of a binder. Particular product application can be considered another differentiating characteristic; however, these three attributes are the main physical properties that distinguish one product from another.

Exceptions to this are Faced Thermafiber® FF Mineral Wool Insulation. For these products, it was possible to avoid additional allocation by treating the facing materials as separate modular processes, the LCIs of which were analyzed separately. Aside from those mentioned, no other allocation modeling considerations were necessary.

ENVIRONMENTAL PRODUCT DECLARATION



Thermafiber® FF Mineral Wool

According to ISO 14025,
EN 15804 and ISO 21930:2017

3. Life Cycle Assessment Scenarios

Table 3. Transport to the building site (A4)

	Thermafiber® Mineral Wool Insulation, SAFB™ FF (2.5 pcf 40 kg/m³), JOPLIN (1 m², R _{SI} =1)	
Fuel type	diesel, low-sulfur	
Liters of fuel	5.35E-03	l/100km
Vehicle type	Transport, freight, lorry 16-32 metric ton, EURO3	
Transport distance	1.68E+03	km
Capacity utilization (including empty runs, mass based)†	63%	%
Gross density of products transported	4.00E+01	kg/m³
Weight of products transported (if gross density not reported)	1.23E+00	kg
Volume of products transported (if gross density not reported)	3.07E-02	m³
Capacity utilization volume factor (factor: =1 or <1 or ≥ 1 for compressed or nested packaging products)	1	-

† EcoTransIT. World. Ecological Transport Information Tool for Worldwide Transports Methodology and Data - Update 4th December 2014.
(https://www.ecotransit.org/download/EcoTransIT_World_Methodology_Report_2014-12-04.pdf)



ENVIRONMENTAL PRODUCT DECLARATION



Thermafiber® FF Mineral Wool

According to ISO 14025,
EN 15804 and ISO 21930:2017

Table 4. Transport to the building site (A4) for Facing, 1 m²

	5225T-White	5263 Printed 5x5	VL6307
Fuel type	diesel, low-sulfur		
Liters of fuel (l/100km)	2.53E-04	2.76E-04	2.70E-04
Vehicle type	Transport, freight, lorry 16-32 metric ton, EURO3		
Transport distance (km)	1.68E+03	1.68E+03	1.68E+03
Capacity utilization (including empty runs, mass based)‡	63%	63%	63%
Gross density of products transported (kg/m ³)	3.81E+02	3.25E+02	9.97E+01
Weight of products transported (if gross density not reported) (kg)	5.81E-02	6.35E-02	6.20E-02
Volume of products transported (if gross density not reported) (m ³)	1.52E-04	1.96E-04	6.22E-04
Capacity utilization volume factor (factor: =1 or <1 or ≥ 1 for compressed or nested packaging products)	1	1	1

‡ EcoTransIT. World. Ecological Transport Information Tool for Worldwide Transports Methodology and Data - Update 4th December 2014.
(https://www.ecotransit.org/download/EcoTransIT_World_Methodology_Report_2014-12-04.pdf)



ENVIRONMENTAL PRODUCT DECLARATION



Thermafiber® FF Mineral Wool

According to ISO 14025,
EN 15804 and ISO 21930:2017

Table 5. Installation into the building (A5)

	Thermafiber® Mineral Wool Insulation, SAFB™ FF (2.5 pcf 40 kg/m³), JOPLIN (1 m², R _{si} =1)	
Ancillary materials	0.00E+00	kg
Net freshwater consumption specified by water source and fate (amount evaporated, amount disposed to sewer)	0.00E+00	m³
Other resources	0.00E+00	kg
Electricity consumption	0.00E+00	kWh
Other energy carriers	0.00E+00	MJ
Product loss per functional unit	0.00E+00	kg
Waste materials at the construction site before waste processing, generated by product installation	1.37E-02	kg
Output materials resulting from on-site waste processing (specified by route; e.g. for recycling, energy recovery and/or disposal)	0.00E+00	kg
Biogenic carbon contained in packaging	0.00E+00	kg CO ₂
Direct emissions to ambient air, soil and water	0.00E+00	kg
VOC content†	0.00E+00	µg/m³

† VOC content determined in accordance to "Standard Method for the Testing and Evaluation of Volatile Organic Chemical Emissions from Indoor Sources using Environmental Chambers - version 1.2." CA Specification 01350.



ENVIRONMENTAL PRODUCT DECLARATION



Thermafiber® FF Mineral Wool

According to ISO 14025,
EN 15804 and ISO 21930:2017

Table 6. Reference Service Life

RSL	75 years
Declared product properties (at the gate) and finishes, etc.	Not applicable (Insulation properties require installation into a building.)
Design application parameters (if instructed by the manufacturer), including references to the appropriate practices and application codes)	Install per instructions
An assumed quality of work, when installed in accordance with the manufacturer's instructions	Will meet R-value (Installer should install per manufacturer instructions)
Outdoor environment, (if relevant for outdoor applications), e.g. weathering, pollutants, UV and wind exposure, building orientation, shading, temperature	Not applicable (Indoor or covered in outdoor applications)
Indoor environment, (if relevant for indoor applications), e.g. temperature, moisture, chemical exposure)	Product should be kept dry
Use conditions, e.g. frequency of use, mechanical exposure.	Not applicable (Insulation is a passive product which is not used directly during life)
Maintenance, e.g. required frequency, type and quality of replacement components	None needed (Insulation does not need maintenance during its use)

Table 7. End-of-life, Transport (C2)

		Thermafiber® Mineral Wool Insulation, SAFB™ FF (2.5 pcf 40 kg/m³), JOPLIN (1 m², R _{SI} =1)	Facing (1 m²)	
Assumptions for scenario development (description of deconstruction, collection, recovery, disposal method and transportation)	Although reuse and recycling of mineral wool insulation at its end of life is possible, there are no formal programs for collection and transport. It is assumed that all product is sent to landfill at end of life.			
Collection process (specified by type)	Collected separately	0.00E+00	[0.00E+00]	kg
	Collected with mixed construction waste	1.23E+00	[‡]	kg
Recovery (specified by type)	Reuse	0.00E+00	[0.00E+00]	kg
	Recycling	0.00E+00	[0.00E+00]	kg
	Landfill	0.00E+00	[0.00E+00]	kg
	Incineration	0.00E+00	[0.00E+00]	kg
	Incineration with energy recovery	0.00E+00	[0.00E+00]	kg
Disposal (specified by type)	Energy conversion efficiency rate	0.00E+00	[0.00E+00]	
	Product or material for final deposition	0.00E+00	[0.00E+00]	kg
Removals of biogenic carbon (excluding packaging)		0.00E+00	[0.00E+00]	kg CO ₂

‡ Value [kg] for Facing (1 m²) can be found in [Table 4](#) in row values for "Weight of products transported"



ENVIRONMENTAL PRODUCT DECLARATION



Thermafiber® FF Mineral Wool

According to ISO 14025,
EN 15804 and ISO 21930:2017

Table 8. End-of-life, Disposal (C4)

		Thermafiber® Mineral Wool Insulation, SAFB™ FF (2.5 pcf 40 kg/m³), JOPLIN (1 m², R _{SI} -1)	Facing (1 m²)	
Assumptions for scenario development (description of deconstruction, collection, recovery, disposal method and transportation)	Although reuse and recycling of mineral wool insulation at its end of life is possible, there are no formal programs for collection and transport. It is assumed that all product is sent to landfill at end of life.			
Collection process (specified by type)	Collected separately	0.00E+00	[0.00E+00]	kg
	Collected with mixed construction waste	0.00E+00	[0.00E+00]	kg
Recovery (specified by type)	Reuse	0.00E+00	[0.00E+00]	kg
	Recycling	0.00E+00	[0.00E+00]	kg
	Landfill	0.00E+00	[0.00E+00]	kg
	Incineration	0.00E+00	[0.00E+00]	kg
	Incineration with energy recovery	0.00E+00	[0.00E+00]	kg
	Energy conversion efficiency rate	0.00E+00	[0.00E+00]	
Disposal (specified by type)	Product or material for final deposition	1.23E+00	[‡]	kg
Removals of biogenic carbon (excluding packaging)		0.00E+00	[0.00E+00]	kg CO ₂

‡ Value [kg] for Facing (1 m²) can be found in [Table 4](#) in row values for "Weight of products transported"



ENVIRONMENTAL PRODUCT DECLARATION



Thermafiber® FF Mineral Wool

According to ISO 14025,
EN 15804 and ISO 21930:2017

4. Life Cycle Assessment Results

Table 9. Description of the system boundary modules

	PRODUCT STAGE			CONSTRUCTION PROCESS STAGE		USE STAGE							END OF LIFE STAGE				BENEFITS AND LOADS BEYOND THE SYSTEM BOUNDARY	
	A1	A2	A3	A4	A5	B1	B2	B3	B4	B5	B6	B7	C1	C2	C3	C4	D	
	Raw material supply	Transport	Manufacturing	Transport from gate to site	Assembly/Install	Use	Maintenance	Repair	Replacement	Refurbishment	Building Operational Energy Use During Product Use	Building Operational Water Use During Product Use	Deconstruction	Transport	Waste processing	Disposal	Reuse, Recovery, Recycling Potential	
Thermafiber® FF Mineral Wool Insulation (1 m ² , R _{SI} -1)	x	x	x	x	x	MND	MND	MND	MND	MND	MND	MND	MND	x	MND	x	MND	75 years
Facing for Faced Thermafiber® FF Mineral Wool Insulation (1 m ²)	x	x	x	x	MND	MND	MND	MND	MND	MND	MND	MND	MND	x	MND	x	MND	75 years
EPD Type: Cradle to installation with end of life	Required					Optional (Based on scenarios)							Required					Required

ENVIRONMENTAL PRODUCT DECLARATION



Thermafiber® FF Mineral Wool

According to ISO 14025,
EN 15804 and ISO 21930:2017

4.1. Life Cycle Impact Assessment Results

Table 10 LCIA Results for North America (TRACI) for Thermafiber® Mineral Wool Insulation, SAFB™ FF (2.5 pcf | 40 kg/m³), JOPLIN (1 m², R_{SI}=1)

TRACI v2.1	A1 - A3	A4	A5	B1 - B7	C1	C2	C3	C4	A1-C4
GWP 100 [kg CO ₂ eq]	1.03E+00	2.88E-01	3.58E-03	MND	MND	2.76E-02	MND	3.04E-03	1.35E+00
ODP [kg CFC-11 eq]	1.32E-07	6.98E-08	1.73E-10	MND	MND	6.68E-09	MND	6.83E-10	2.10E-07
AP [kg SO ₂ eq]	4.69E-03	1.79E-03	5.87E-06	MND	MND	1.72E-04	MND	2.93E-05	6.69E-03
EP [kg N eq]	1.47E-03	1.87E-04	1.29E-06	MND	MND	1.79E-05	MND	2.54E-06	1.68E-03
POCP [kg O ₃ eq]	7.36E-02	5.21E-02	1.55E-04	MND	MND	4.99E-03	MND	8.86E-04	1.32E-01
ADP _{fossil} [MJ, LHV]	1.55E+00	6.17E-01	1.53E-03	MND	MND	5.91E-02	MND	6.08E-03	2.23E+00

[GWP 100 - Global Warming Potential]; [ODP - Ozone Depletion Potential]; [AP - Acidification Potential]; [EP - Eutrophication Potential]; [POCP - Smog Formation Potential]; [ADP_{fossil} - Abiotic Resource Depletion Potential of Non-renewable (fossil) energy resources]

Table 11 LCIA Results for North America (TRACI) for Facing (1 m²), Cradle-to-Grave (A1-C4)

	GWP 100 [kg CO ₂ eq]	ODP [kg CFC-11 eq]	AP [kg SO ₂ eq]	EP [kg N eq]	POCP [kg O ₃ eq]	ADP _{fossil} [MJ, LHV]
Facing (1 m²)	A1-C4	A1-C4	A1-C4	A1-C4	A1-C4	A1-C4
5225T-White	4.67E-01	2.81E-08	2.65E-03	2.21E-04	3.45E-02	4.07E-01
5263 Printed 5x5	4.84E-01	2.90E-08	2.71E-03	2.28E-04	3.58E-02	4.89E-01
VL6307	1.61E-01	1.59E-08	1.01E-03	8.18E-05	1.70E-02	2.62E-01

[GWP 100 - Global Warming Potential]; [ODP - Ozone Depletion Potential]; [AP - Acidification Potential]; [EP - Eutrophication Potential]; [POCP - Smog Formation Potential]; [ADP_{fossil} - Abiotic Resource Depletion Potential of Non-renewable (fossil) energy resources]

Results by life cycle module, the aggregate of which are shown in **Table 11**, can be found in **Appendix B**.

4.2. Life Cycle Inventory Results

Table 12 Resource Use for Thermafiber® Mineral Wool Insulation, SAFB™ FF (2.5 pcf | 40 kg/m³), JOPLIN (1 m², R_{SI}=1)

Parameter	A1 - A3	A4	A5	B1 - B7	C1	C2	C3	C4	A1-C4
RPRE [MJ, LHV]	3.17E+00	5.01E-03	1.50E-05	MND	MND	4.80E-04	MND	1.56E-04	3.17E+00
RPRM [MJ, LHV]	1.43E+00	0.00E+00	0.00E+00	MND	MND	0.00E+00	MND	0.00E+00	1.43E+00
NRPRE [MJ, LHV]	2.10E+01	4.38E+00	1.09E-02	MND	MND	4.19E-01	MND	4.39E-02	2.59E+01
NRPRM [MJ, LHV]	5.02E-01	0.00E+00	0.00E+00	MND	MND	0.00E+00	MND	0.00E+00	5.02E-01
SM [kg]	1.27E+00	0.00E+00	0.00E+00	MND	MND	0.00E+00	MND	0.00E+00	1.27E+00
RSF [MJ, LHV]	0.00E+00	0.00E+00	0.00E+00	MND	MND	0.00E+00	MND	0.00E+00	0.00E+00
NRSF [MJ, LHV]	0.00E+00	0.00E+00	0.00E+00	MND	MND	0.00E+00	MND	0.00E+00	0.00E+00
RE [MJ, LHV]	0.00E+00	0.00E+00	0.00E+00	MND	MND	0.00E+00	MND	0.00E+00	0.00E+00
FW [m³]	6.14E-03	9.55E-05	4.32E-07	MND	MND	9.15E-06	MND	8.43E-07	6.24E-03

[RPRE - Renewable primary energy used as energy carrier (fuel)]; [RPRM - Renewable primary resources with energy content used as material]; [NRPRE - Non-renewable primary resources used as an energy carrier (fuel)]; [NRPRM - Non-renewable primary resources with energy content used as material]; [SM - Secondary materials]; [RSF - Renewable secondary fuels]; [NRSF - Non-renewable secondary fuels]; [RE - Recovered energy]; [FW - Use of net fresh water resources]

ENVIRONMENTAL PRODUCT DECLARATION



Thermafiber® FF Mineral Wool

According to ISO 14025,
EN 15804 and ISO 21930:2017

Table 13 Resource Use for Facing (1 m²), Cradle-to-Grave (A1-C4)

	RPRE [MJ, LHV]	RPRM [MJ, LHV]	NRPRE [MJ, LHV]	NRPRM [MJ, LHV]	SM [kg]	RSF [MJ, LHV]	NRSF [MJ, LHV]	RE [MJ, LHV]	FW [m³]
Facing	A1-C4	A1-C4	A1-C4	A1-C4	A1-C4	A1-C4	A1-C4	A1-C4	A1-C4
5225T-White	4.33E-01	0.00E+00	5.59E+00	6.56E-01	0.00E+00	0.00E+00	0.00E+00	0.00E+00	2.97E-03
5263 Printed 5x5	4.57E-01	0.00E+00	6.25E+00	1.48E+00	0.00E+00	0.00E+00	0.00E+00	0.00E+00	3.36E-03
VL6307	9.37E-02	0.00E+00	2.48E+00	8.56E-01	0.00E+00	0.00E+00	0.00E+00	0.00E+00	1.25E-03

[RPRE - Renewable primary energy used as energy carrier (fuel)]; [RPRM - Renewable primary resources with energy content used as material]; [NRPRE - Non-renewable primary resources used as an energy carrier (fuel)]; [NRPRM - Non-renewable primary resources with energy content used as material]; [SM - Secondary materials]; [RSF - Renewable secondary fuels]; [NRSF - Non-renewable secondary fuels]; [RE - Recovered energy]; [FW - Use of net fresh water resources]

Results by life cycle module, the aggregate of which are shown in **Table 13**, can be found in **Appendix C**.

Table 14 Output Flows and Waste Categories for Thermafiber® Mineral Wool Insulation, SAFB™ FF (2.5 pcf | 40 kg/m³), JOPLIN (1 m², Rsi-1)

Parameter	A1 - A3	A4	A5	B1 - B7	C1	C2	C3	C4	A1-C4
HWD [kg]	1.23E-05	1.11E-05	2.79E-08	MND	MND	1.07E-06	MND	1.04E-07	2.46E-05
NHWD [kg]	1.76E+00	1.06E-03	4.04E-02	MND	MND	1.02E-04	MND	2.46E+00	4.26E+00
HLRW [kg] or [m³]	1.57E-06	1.83E-08	5.66E-11	MND	MND	1.75E-09	MND	4.04E-10	1.59E-06
ILLRW [kg] or [m³]	2.45E-05	2.92E-05	7.22E-08	MND	MND	2.80E-06	MND	2.87E-07	5.69E-05
CRU [kg]	0.00E+00	0.00E+00	0.00E+00	MND	MND	0.00E+00	MND	0.00E+00	0.00E+00
MR [kg]	3.55E-01	0.00E+00	7.85E-03	MND	MND	0.00E+00	MND	0.00E+00	3.63E-01
MER [kg]	0.00E+00	0.00E+00	1.16E-03	MND	MND	0.00E+00	MND	0.00E+00	1.16E-03
EE [MJ, LHV]	0.00E+00	0.00E+00	0.00E+00	MND	MND	0.00E+00	MND	0.00E+00	0.00E+00

[HWD - Hazardous waste disposed]; [NHWD - Non-hazardous waste disposed]; [HLRW - High-level radioactive waste, conditioned, to final repository]; [ILLRW - Intermediate- and low-level radioactive waste, conditioned, to final repository]; [CRU - Components for re-use]; [MR - Materials for recycling]; [MER - Materials for energy recovery]; [EE - Exported energy];

Table 15 Output Flows and Waste Categories for Facing (1 m²), Cradle-to-Grave (A1-C4)

	HWD [kg]	NHWD [kg]	HLRW [kg] or [m³]	ILLRW [kg] or [m³]	CRU [kg]	MR [kg]	MER [kg]	EE [MJ, LHV]
Facing	A1-C4	A1-C4	A1-C4	A1-C4	A1-C4	A1-C4	A1-C4	A1-C4
5225T-White	8.53E-05	1.84E-01	7.52E-07	8.48E-06	0.00E+00	0.00E+00	0.00E+00	0.00E+00
5263 Printed 5x5	8.54E-05	1.93E-01	8.47E-07	9.00E-06	0.00E+00	0.00E+00	0.00E+00	0.00E+00
VL6307	2.77E-06	1.35E-01	5.33E-07	5.37E-06	0.00E+00	0.00E+00	0.00E+00	0.00E+00

[HWD - Hazardous waste disposed]; [NHWD - Non-hazardous waste disposed]; [HLRW - High-level radioactive waste, conditioned, to final repository]; [ILLRW - Intermediate- and low-level radioactive waste, conditioned, to final repository]; [CRU - Components for re-use]; [MR - Materials for recycling]; [MER - Materials for energy recovery]; [EE - Exported energy];

Results by life cycle module, the aggregate of which are shown in **Table 15**, can be found in **Appendix D**.



ENVIRONMENTAL PRODUCT DECLARATION



Thermafiber® FF Mineral Wool

According to ISO 14025,
EN 15804 and ISO 21930:2017

Table 16 Carbon Emissions and Removals for Thermafiber® Mineral Wool Insulation, SAFB™ FF (2.5 pcf | 40 kg/m³), JOPLIN (1 m², R_{si}=1)

Parameter	A1 - A3	A4	A5	B1 - B7	C1	C2	C3	C4	A1-C4
BCRP [kg CO ₂]	0.00E+00	0.00E+00	0.00E+00	MND	MND	0.00E+00	MND	0.00E+00	0.00E+00
BCEP [kg CO ₂]	0.00E+00	0.00E+00	0.00E+00	MND	MND	0.00E+00	MND	0.00E+00	0.00E+00
BCRK [kg CO ₂]	0.00E+00	0.00E+00	0.00E+00	MND	MND	0.00E+00	MND	0.00E+00	0.00E+00
BCEK [kg CO ₂]	0.00E+00	0.00E+00	0.00E+00	MND	MND	0.00E+00	MND	0.00E+00	0.00E+00
BCEW [kg CO ₂]	0.00E+00	0.00E+00	0.00E+00	MND	MND	0.00E+00	MND	0.00E+00	0.00E+00
CCE [kg CO ₂]	0.00E+00	0.00E+00	0.00E+00	MND	MND	0.00E+00	MND	0.00E+00	0.00E+00
CCR [kg CO ₂]	0.00E+00	0.00E+00	0.00E+00	MND	MND	0.00E+00	MND	0.00E+00	0.00E+00
CWNR [kg CO ₂]	0.00E+00	0.00E+00	0.00E+00	MND	MND	0.00E+00	MND	0.00E+00	0.00E+00

[BCRP - Biogenic Carbon Removal from Product]; [BCEP - Biogenic Carbon Emission from Product]; [BCRK - Biogenic Carbon Removal from Packaging]; [BCEK - Biogenic Carbon Emission from Packaging]; [BCEW - Biogenic Carbon Emission from Combustion of Waste from Renewable Sources Used in Production Processes]; [CCE - Calcination Carbon Emissions]; [CCR - Carbonation Carbon Removals]; [CWNR - Carbon Emissions from Combustion of Waste from Non-Renewable Sources used in Production Processes]

Table 17 Carbon Emissions and Removals for Facing (1 m²), Cradle-to-Grave (A1-C4)

	BCRP [kg CO ₂]	BCEP [kg CO ₂]	BCRK [kg CO ₂]	BCEK [kg CO ₂]	BCEW [kg CO ₂]	CCE [kg CO ₂]	CCR [kg CO ₂]	CWNR [kg CO ₂]
Facing	A1-C4	A1-C4	A1-C4	A1-C4	A1-C4	A1-C4	A1-C4	A1-C4
5225T-White	0.00E+00	0.00E+00	0.00E+00	0.00E+00	0.00E+00	0.00E+00	0.00E+00	0.00E+00
5263 Printed 5x5	0.00E+00	0.00E+00	0.00E+00	0.00E+00	0.00E+00	0.00E+00	0.00E+00	0.00E+00
VL6307	0.00E+00	0.00E+00	0.00E+00	0.00E+00	0.00E+00	0.00E+00	0.00E+00	0.00E+00

[BCRP - Biogenic Carbon Removal from Product]; [BCEP - Biogenic Carbon Emission from Product]; [BCRK - Biogenic Carbon Removal from Packaging]; [BCEK - Biogenic Carbon Emission from Packaging]; [BCEW - Biogenic Carbon Emission from Combustion of Waste from Renewable Sources Used in Production Processes]; [CCE - Calcination Carbon Emissions]; [CCR - Carbonation Carbon Removals]; [CWNR - Carbon Emissions from Combustion of Waste from Non-Renewable Sources used in Production Processes]

Results by life cycle module, the aggregate of which are shown in **Table 17**, can be found in **Appendix E**.

ENVIRONMENTAL PRODUCT DECLARATION



Thermafiber® FF Mineral Wool



According to ISO 14025,
EN 15804 and ISO 21930:2017

4.3. Calculating Impact Category Results for Products with Specific Performance Properties

The environmental impact assessment results have been calculated for a reference mineral wool insulation product, SAFB™ FF (2.5 pounds per cubic foot | 40 kg/m³ density version). These results, found in Table 10 are for the functional unit, which has a surface area of 1 m² and a thermal resistance of R_{SI} = 1 m²K/W. In Imperial units, this thermal resistance, or R-value, is equivalent to 5.68 hr·ft²·°F/BTU. Thermafiber® FF Mineral Insulation is manufactured in a variety of thicknesses and has a wide array of facing material options. In order to calculate impact values for Thermafiber® FF Mineral Wool Insulation having a specific thickness with or without a specific facing material, the following equation can be used:

$$\text{Impact} = \left[\text{Impact of Functional unit}^a \right] \times \left[\text{Product Scaling Factor}^b \right] + \left[\text{Impact of Facing material}^c \right]$$

Notes:

- a. Impact values can be found in Table 10.
- b. Scaling factors for each product and thickness can be found in [Appendix A](#).
- c. Impact values for 1 m² of various facing materials can be found in [Appendix B](#). If product is unfaced, the impact value is 0.

5. LCA Interpretation

The underlying LCA upon which this EPD is based considered the following six environmental impact categories: Global Warming Potential (GWP 100); Ozone Depletion Potential (ODP); Acidification Potential (AP); Eutrophication Potential (EP); Smog Formation Potential (POCP); and Abiotic Resource Depletion Potential of Non-renewable (fossil) energy resources (ADP_{fossil}). The impact assessment results indicate that among the life cycle modules declared for Thermafiber® FF Mineral Wool Insulation, the *Manufacturing* (A3) life cycle module accounted for the majority of the potential environmental impact of each of these six impact categories.



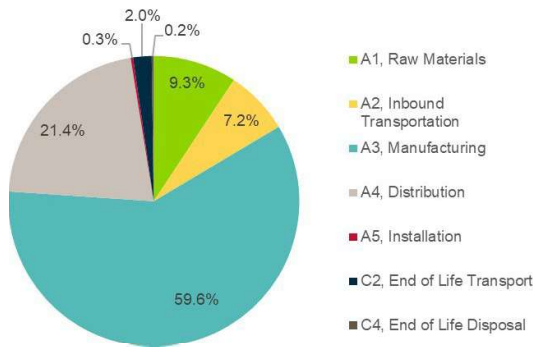
ENVIRONMENTAL PRODUCT DECLARATION



Thermafiber® FF Mineral Wool

According to ISO 14025,
EN 15804 and ISO 21930:2017

Global Warming Potential (kg CO₂ eq) by
Stage for 1 m² Thermafiber® FF at R_{SI} = 1
made in Joplin



Although the intended application of mineral wool is for building envelope thermal insulation, the affected reductions in a building’s energy consumption when the mineral wool is used for this purpose were not included in the *Use* life cycle stage.



ENVIRONMENTAL PRODUCT DECLARATION



Thermafiber® FF Mineral Wool

According to ISO 14025,
EN 15804 and ISO 21930:2017

6. Additional Environmental Information

6.1. Environment and Health During Manufacturing

The Owens Corning manufacturing facility for Thermafiber® FF Mineral Wool Insulation maintains quality management systems.

6.2. Energy Savings During Use

Insulation is a passive device that requires no extra utilities to operate over its useful life. Insulation of a building is responsible for reducing the energy burden associated with heating and cooling of a building. The example below provides the net energy savings (energy saved minus life cycle energy of mineral wool insulation), as well as the carbon dioxide equivalent savings computed using the US EPA Greenhouse Gas Equivalencies Calculator¹.

Example Basis:

- A two-story 2400 square foot home located insulated with Thermafiber® FF insulations² to meet the 2015 International Energy Conservation Code for US locations and Ontario Building Code A3 Package 2017 for Toronto.

Table 18. Energy and Carbon Equivalent Savings from Use of JOPLIN FF Products in a Home

	Zone 2 OBC	Zone 1A	Zone 2A	Zone 3A	Zone 3C	Zone 4A	Zone 5B	Zone 5 A	Zone 6A	Zone 7
	Toronto	Miami	New Orleans	Atlanta	San Francisco	Baltimore	Seattle	Chicago	Minneapolis	Duluth
Heating and Cooling Energy Savings										
Total Life Cycle MJ for Thermafiber® FF Insulation Products Used in Home	101,007	44,863	51,690	68,303	68,303	75,721	75,721	75,721	95,308	95,308
Total Annual MJ Energy Saved for an Insulated vs. Non-insulated Home	167,754	4,220	17,936	51,698	77,019	97,065	92,845	122,386	174,084	213,121
Payback Time (months) for Heating and Cooling Energy Saved	7.2	127.6	34.6	15.9	10.6	9.4	9.8	7.4	6.6	5.4
MJ Saved over the 75 Year Use Phase of Building	12,480,534	271,653	1,293,507	3,809,027	5,708,128	7,204,164	6,887,647	9,103,264	12,961,008	15,888,788
Carbon Equivalent Savings										
Total kg CO2 eq for Thermafiber® FF Products Used in Home (Embodied Carbon)	4,691	2,083	2,400	3,172	3,172	3,517	3,517	3,517	4,426	4,426
Annual Savings kg CO2 eq from heating and cooling (Operational Carbon)	29,937	754	3,175	9,253	13,789	17,327	16,601	21,863	31,116	38,102
Payback Time (months) for CO2 eq. Saved	1.9	33.2	9.1	4.1	2.8	2.4	2.5	1.9	1.7	1.4
Annual Number of Passenger Vehicles Driven	7.2	0.2	0.8	2.2	3.3	4.2	4.0	5.2	7.5	9.1

¹ <https://www.epa.gov/energy/greenhouse-gas-equivalencies-calculator>

² If an FF version of a needed product was not available, the standard version was used in the calculation.



ENVIRONMENTAL PRODUCT DECLARATION



Thermafiber® FF Mineral Wool

According to ISO 14025,
EN 15804 and ISO 21930:2017

6.3. Environment and Health During Installation

This product is considered an article. 29 CFR 1910.1200(c) definition of an article is as follows: "Article" means a manufactured item other than a fluid or particle: (i) which is formed to a specific shape or design during manufacture; (ii) which has end use function(s) dependent in whole or in part upon its shape or design during end use; and (iii) which under normal conditions of use does not release more than very small quantities, e.g., minute or trace amounts of a hazardous chemical (as determined under paragraph (d) of this section), and does not pose a physical hazard or health risk to employees WHMIS Regulatory Status This product is considered an article per the Canadian Hazardous Products Regulation SOR/2015-17.

Manufactured articles which meet the definition of the Canadian Hazardous Products Act (any article that is formed to a specific shape or design during manufacture, the intended use of which when in that form is dependent in whole or in part on its shape or design, and that, when being installed, if the intended use of the article requires it to be installed, and under normal conditions of use, will not release or otherwise cause an individual to be exposed to a hazardous product) are not regulated by the Canadian Hazardous Products Regulation SOR/2015-17. The product's Safe Use Instruction Sheet includes exposure guidelines, engineering controls and individual protection measures.

6.4. Extraordinary Effects

No extraordinary effects or environmental impacts are expected due to destruction of the product by fire, water or mechanical means.

6.5. Delayed Emissions

No delayed emissions are expected from this product.

6.6. Environmental Activities and Certifications

Recycled Content



The material recycled content of Thermafiber® FF Mineral Wool Insulation has been verified by ICC-ES. The amounts and type of recycled content for Thermafiber® FF Mineral Wool Insulation products can be found in [Table 19](#) below.

Table 19 Thermafiber® Mineral Wool Insulation Material Recycled Content by Weight

Product Name	% Pre-Consumer Recycled Content		% Post-Consumer Recycled Content	% Total Recycled Content
	Standard Fiber	EPA Choice Fiber		
Thermafiber® SAFB™ FF Sound Control Insulation	70	N/A	0	70
Thermafiber® Safing™ FF Insulation	70	N/A	0	70
Thermafiber® FireSpan® 40 and 90 FF Curtain Wall Insulation	70	75	0	70 – 75 ¹
Thermafiber® Fire and Sound Guard® Plus FF Interior and Exterior Wall Insulation	70	N/A	0	70

¹The values represent the minimum and maximum range of available recycled content for the product. The actual recycled content amount for the product provided to the end user depends on the product formulation requested by the customer.



ENVIRONMENTAL PRODUCT DECLARATION



Thermafiber® FF Mineral Wool

According to ISO 14025,
EN 15804 and ISO 21930:2017

Formaldehyde-Free



UL validates claims that a product does not contain formaldehyde (or formaldehyde precursors). Products with UL Validated Formaldehyde-Free can be found in UL SPOT, and include the products covered by this EPD.

Product Optimization



The results of this EPD have been compared with the previous EPD for the product. Full results are available in the UL Optimization Summary for the product.

Due to the level of reduction documented, the product qualifies for **LEED v4** Building product disclosure and optimization – environmental product declarations, Option 2. Multi-attribute optimization.

For **LEED v4.1** Environmental Product Declaration, Option 2. Embodied Carbon/LCA Optimization, the product is valued as 2 products due to 20%+ reduction in GWP and 5%+ reduction in two additional impact categories relative to baseline.

6.7. Further Information

Additional information may be found at www.owenscorning.com/thermafiber

ENVIRONMENTAL PRODUCT DECLARATION



Thermafiber® FF Mineral Wool

According to ISO 14025,
EN 15804 and ISO 21930:2017

7. References

Product Category Rules (PCR) Guidance for Building-Related Products and Services - Part B: Building Envelope Thermal Insulation EPD Requirements, UL 10010-1 Version 2.0, Second Edition, UL Environment, April 10, 2018.

Product Category Rules for Building Related Products and Services - Part A: Life Cycle Assessment Calculation Rules and Report Requirements, UL 10010 Version 3.2, Fifth Edition, UL Environment, December 12, 2018.

ISO 14025:2006(E), Environmental labels and declarations -Type III environmental declarations -Principles and procedures

ISO 14040:2006(E), Environmental management - Life cycle assessment - Principles and framework

ISO 14044:2006(E), Environmental management - Life cycle assessment - Requirements and guidelines

BS EN 15804:2012, Sustainability of construction works - Environmental product declarations - Core rules for the product category of construction products

ISO 21930:2017(E), Sustainability in buildings and civil engineering works - Core rules for environmental product declarations of construction products and services

PRé Consultants: SimaPro 9.1 LCA Software. 2021. The Netherlands.

ASTM C518: Standard Test Method for Steady-State Thermal Transmission Properties by Means of the Heat Flow Meter Apparatus

ASTM C665: Standard Specification for Mineral-Fiber Blanket Thermal Insulation for Light Frame Construction and Manufactured Housing

ASTM C612: Standard Specification for Mineral Fiber Block and Board Thermal Insulation

ASTM E84, Standard Test Method for Surface Burning Characteristics of Building Materials

ASTM E96, Standard Test Methods for Water Vapor Transmission Materials

ASTM C1104, Standard Test Method for Determining the Water Vapor Sorption of Unfaced Mineral Fiber Insulation

ASTM C1338, Standard Test Method for Determining Fungi Resistance of Insulation Materials and Facings

ASTM C356: Standard Test Method for Linear Shrinkage of Preformed High-Temperature Thermal Insulation Subjected to Soaking Heat

Standard Method for the Testing and Evaluation of Volatile Organic Chemical Emissions from Indoor Sources using Environmental Chambers - version 1.2, CA Specification 01350, January 2017.

CCMC. Canadian Construction Materials Centre. nrc.canada.ca/en/certifications-evaluations-standards/canadian-construction-materials-centre

NFPA 101: Life Safety Code

CAN/ULC S702: Standard for Mineral Fibre Thermal Insulation for Buildings

CAN/ULC S102: Standard Method of Test for Surface Burning Characteristics of building Materials and Assemblies

CAN/ULC S129: Fire test for smoulder resistance of insulation



ENVIRONMENTAL PRODUCT DECLARATION



Thermafiber® FF Mineral Wool

According to ISO 14025,
EN 15804 and ISO 21930:2017

8. Appendices

8.1. Appendix A

The following tables provide scaling factors necessary to convert results from **Table 10** to other available products and thicknesses as described in Section 4.3. For faced products, results from **Table 11** need to be added to the scaled results. For general convenience and Buy Clean California (BCCA) reference, the calculated GWP for each product at 1 m² at R_{SI}=1 is listed.

Table 20. Product Scaling Factors for LIGHT DENSITY products produced in JOPLIN (<5 in | 127 mm thickness)

PRODUCT	SCALING FACTOR FOR FUNCTIONAL UNIT (1 M ²) AT R _{SI} = 1	BCCA CALCULATED PRODUCT GWP (A1-A3) FOR 1 M ² AT R _{SI} =1	SCALING FACTOR BASED ON PRODUCT THICKNESS (INCHES MM) FOR 1 M ²									
			1"	1.25"	1.5"	2"	2.5"	3"	3.5"	4"	4.5"	
			25 mm	32 mm	38 mm	51 mm	64 mm	76 mm	89 mm	102 mm	114 mm	
FireSpan® 40 FF	1.79	1.84	--	--	--	2.64	3.31	3.97	4.63	5.29	5.95	
Safing FF (4 pcf)	1.71	1.76	1.32	--	1.98	2.64	3.31	3.97	4.63	5.29	5.95	
SAFB™ FF (2.5 pcf)	1.00	1.03	--	--	1.24	1.65	2.07	2.48	2.89	3.31	3.72	
SAFB™ FF (4 pcf)	1.71	1.76	1.32	--	--	--	--	--	--	--	--	
Fire and Sound Guard® Plus FF R-10	1.36	1.40	--	--	--	--	2.73	--	--	--	--	
Fire and Sound Guard® Plus FF R-15	1.36	1.22	--	--	--	--	--	--	3.82	--	--	
Fire and Sound Guard® Plus FF R-23	1.19	1.22	--	--	--	--	--	--	--	--	--	
Fire and Sound Guard® Plus FF R-24	1.22	1.22	--	--	--	--	--	--	--	--	--	
Fire and Sound Guard® Plus FF R-30	1.22	1.25	--	--	--	--	--	--	--	--	--	

Table 21. Product Scaling Factors for LIGHT DENSITY products produced in JOPLIN (≥5 in | 127 mm thickness)

PRODUCT	SCALING FACTOR FOR FUNCTIONAL UNIT (1 M ²) AT R _{SI} = 1	BCCA CALCULATED PRODUCT GWP (A1-A3) FOR 1 M ² AT R _{SI} =1	SCALING FACTOR BASED ON PRODUCT THICKNESS (INCHES MM) FOR 1 M ²					
			5"	5.5"	6"	6.5"	7"	7.1"
			127 mm	140 mm	152 mm	165 mm	179 mm	180 mm
FireSpan® 40 FF	1.79	1.84	6.61	7.27	7.93	8.59	9.26	--
Safing FF (4 pcf)	1.71	1.76	6.61	7.27	7.93	8.59	9.26	--
SAFB™ FF (2.5 pcf)	1.00	1.03	4.13	4.55	4.96	5.37	5.78	--
SAFB™ FF (4 pcf)	1.71	1.76	--	--	--	--	--	--
Fire and Sound Guard® Plus FF R-10	1.36	1.40	--	--	--	--	--	--
Fire and Sound Guard® Plus FF R-15	1.36	1.22	--	--	--	--	--	--
Fire and Sound Guard® Plus FF R-23	1.19	1.22	--	5.45	--	--	--	--
Fire and Sound Guard® Plus FF R-24	1.22	1.22	--	--	5.95	--	--	--
Fire and Sound Guard® Plus FF R-30	1.22	1.25	--	--	--	--	--	7.04



ENVIRONMENTAL PRODUCT DECLARATION



Thermafiber® FF Mineral Wool

According to ISO 14025,
EN 15804 and ISO 21930:2017

Table 22. Product Scaling Factors for HEAVY DENSITY products produced in JOPLIN (<5 in | 127 mm thickness)

PRODUCT	SCALING FACTOR FOR FUNCTIONAL UNIT (1 M ²) AT R _{SI} = 1	BCCA CALCULATED PRODUCT GWP (A1-A3) FOR 1 M ² AT R _{SI} =1	SCALING FACTOR BASED ON PRODUCT THICKNESS (INCHES MM) FOR 1 M ²									
			1"	1.25"	1.5"	2"	2.5"	3"	3.5"	4"	4.5"	
			25 mm	32 mm	38 mm	51 mm	64 mm	76 mm	89 mm	102 mm	114 mm	
FireSpan® FF 90	3.15	3.25	2.15	--	3.22	4.30	5.37	6.45	7.52	8.59	9.67	
FireSpan® FF 120	4.05	4.17	--	--	--	--	--	8.92	--	--	--	
Safing FF (6 pcf)	2.84	2.93	1.98	--	2.98	3.97	4.96	5.95	6.94	7.93	8.93	

Table 23. Product Scaling Factors for HEAVY DENSITY products produced in JOPLIN (≥ 5 in | 127 mm thickness)

PRODUCT	SCALING FACTOR FOR FUNCTIONAL UNIT (1 M ²) AT R _{SI} = 1	BCCA CALCULATED PRODUCT GWP (A1-A3) FOR 1 M ² AT R _{SI} =1	SCALING FACTOR BASED ON PRODUCT THICKNESS (INCHES MM) FOR 1 M ²					
			5"	5.5"	6"	6.5"	7"	7.1"
			127 mm	140 mm	152 mm	165 mm	179 mm	180 mm
FireSpan® FF 90	3.15	3.25	10.74	11.82	12.89	13.97	15.04	--
FireSpan® FF 120	4.05	4.17	--	--	--	--	--	--
Safing FF (6 pcf)	2.84	2.93	9.92	10.91	11.90	12.89	13.88	--



ENVIRONMENTAL PRODUCT DECLARATION



Thermafiber® FF Mineral Wool

According to ISO 14025,
EN 15804 and ISO 21930:2017

8.2. Appendix B

The tables below contain results for 1 m² of various facing materials only. These results need to be added to the appropriately scaled results as described in Section 4.3.

Table 24 LCIA Results for North America (TRACI) for 5225T-White Facing (1 m²)

5225T-White (1 m ²)								
TRACI v2.1	A1 - A3	A4	A5	B1 - B7	C1	C2	C3	C4
GWP 100 [kg CO ₂ eq]	4.38E-01	1.20E-01	MND	MND	MND	1.21E-03	MND	1.33E-04
ODP [kg CFC-11 eq]	2.37E-08	2.90E-08	MND	MND	MND	2.93E-10	MND	2.98E-11
AP [kg SO ₂ eq]	2.49E-03	7.46E-04	MND	MND	MND	7.54E-06	MND	1.28E-06
EP [kg N eq]	2.05E-04	7.80E-05	MND	MND	MND	7.88E-07	MND	1.11E-07
POCP [kg O ₃ eq]	3.11E-02	2.17E-02	MND	MND	MND	2.19E-04	MND	3.87E-05
ADP _{fossil} [MJ, LHV]	3.46E-01	2.57E-01	MND	MND	MND	2.60E-03	MND	2.65E-04

Table 25 LCIA Results for North America (TRACI) for 5263 Printed 5x5 Facing (1 m²)

5263 Printed 5x5 (1 m ²)								
TRACI v2.1	A1 - A3	A4	A5	B1 - B7	C1	C2	C3	C4
GWP 100 [kg CO ₂ eq]	4.68E-01	1.48E-02	MND	MND	MND	1.43E-03	MND	1.57E-04
ODP [kg CFC-11 eq]	2.50E-08	3.58E-09	MND	MND	MND	3.47E-10	MND	3.53E-11
AP [kg SO ₂ eq]	2.60E-03	9.21E-05	MND	MND	MND	8.91E-06	MND	1.51E-06
EP [kg N eq]	2.17E-04	9.62E-06	MND	MND	MND	9.31E-07	MND	1.31E-07
POCP [kg O ₃ eq]	3.28E-02	2.68E-03	MND	MND	MND	2.59E-04	MND	4.57E-05
ADP _{fossil} [MJ, LHV]	4.54E-01	3.17E-02	MND	MND	MND	3.07E-03	MND	3.14E-04

Table 26 LCIA Results for North America (TRACI) for VL6307 Facing (1 m²)

VL6307 (1 m ²)								
TRACI v2.1	A1 - A3	A4	A5	B1 - B7	C1	C2	C3	C4
GWP 100 [kg CO ₂ eq]	1.45E-01	1.45E-02	MND	MND	MND	1.40E-03	MND	1.53E-04
ODP [kg CFC-11 eq]	1.20E-08	3.50E-09	MND	MND	MND	3.39E-10	MND	3.44E-11
AP [kg SO ₂ eq]	9.09E-04	8.99E-05	MND	MND	MND	8.70E-06	MND	1.48E-06
EP [kg N eq]	7.13E-05	9.39E-06	MND	MND	MND	9.09E-07	MND	1.28E-07
POCP [kg O ₃ eq]	1.40E-02	2.61E-03	MND	MND	MND	2.53E-04	MND	4.46E-05
ADP _{fossil} [MJ, LHV]	2.27E-01	3.10E-02	MND	MND	MND	3.00E-03	MND	3.06E-04



ENVIRONMENTAL PRODUCT DECLARATION



Thermafiber® FF Mineral Wool

According to ISO 14025,
EN 15804 and ISO 21930:2017

8.3. Appendix C

The tables below contain results for 1 m² of various facing materials only. These results need to be added to the appropriately scaled results as described in Section 4.3.

Table 27 Resource Use for 5225T-White Facing (1 m²)

Parameter	A1 - A3	A4	A5	B1 - B7	C1	C2	C3	C4
RPRE [MJ, LHV]	4.32E-01	2.35E-04	MND	MND	MND	2.28E-05	MND	7.38E-06
RPRM [MJ, LHV]	0.00E+00	0.00E+00	MND	MND	MND	0.00E+00	MND	0.00E+00
NRPRE [MJ, LHV]	5.37E+00	2.06E-01	MND	MND	MND	1.99E-02	MND	2.07E-03
NRPRM [MJ, LHV]	6.56E-01	0.00E+00	MND	MND	MND	0.00E+00	MND	0.00E+00
SM [kg]	0.00E+00	0.00E+00	MND	MND	MND	0.00E+00	MND	0.00E+00
RSF [MJ, LHV]	0.00E+00	0.00E+00	MND	MND	MND	0.00E+00	MND	0.00E+00
NRSF [MJ, LHV]	0.00E+00	0.00E+00	MND	MND	MND	0.00E+00	MND	0.00E+00
RE [MJ, LHV]	0.00E+00	0.00E+00	MND	MND	MND	0.00E+00	MND	0.00E+00
FW [m ³]	2.97E-03	4.49E-06	MND	MND	MND	4.34E-07	MND	3.98E-08

Table 28 Resource Use for 5263 Printed 5x5 Facing (1 m²)

Parameter	A1 - A3	A4	A5	B1 - B7	C1	C2	C3	C4
RPRE [MJ, LHV]	4.57E-01	2.57E-04	MND	MND	MND	2.49E-05	MND	8.06E-06
RPRM [MJ, LHV]	0.00E+00	0.00E+00	MND	MND	MND	0.00E+00	MND	0.00E+00
NRPRE [MJ, LHV]	6.01E+00	2.25E-01	MND	MND	MND	2.18E-02	MND	2.27E-03
NRPRM [MJ, LHV]	1.48E+00	0.00E+00	MND	MND	MND	0.00E+00	MND	0.00E+00
SM [kg]	0.00E+00	0.00E+00	MND	MND	MND	0.00E+00	MND	0.00E+00
RSF [MJ, LHV]	0.00E+00	0.00E+00	MND	MND	MND	0.00E+00	MND	0.00E+00
NRSF [MJ, LHV]	0.00E+00	0.00E+00	MND	MND	MND	0.00E+00	MND	0.00E+00
RE [MJ, LHV]	0.00E+00	0.00E+00	MND	MND	MND	0.00E+00	MND	0.00E+00
FW [m ³]	3.35E-03	4.90E-06	MND	MND	MND	4.75E-07	MND	4.35E-08

Table 29 Resource Use for VL6370 Facing (1 m²)

Parameter	A1 - A3	A4	A5	B1 - B7	C1	C2	C3	C4
RPRE [MJ, LHV]	9.35E-02	2.51E-04	MND	MND	MND	2.43E-05	MND	7.87E-06
RPRM [MJ, LHV]	0.00E+00	0.00E+00	MND	MND	MND	0.00E+00	MND	0.00E+00
NRPRE [MJ, LHV]	2.23E+00	2.19E-01	MND	MND	MND	2.12E-02	MND	2.21E-03
NRPRM [MJ, LHV]	8.56E-01	0.00E+00	MND	MND	MND	0.00E+00	MND	0.00E+00
SM [kg]	0.00E+00	0.00E+00	MND	MND	MND	0.00E+00	MND	0.00E+00
RSF [MJ, LHV]	0.00E+00	0.00E+00	MND	MND	MND	0.00E+00	MND	0.00E+00
NRSF [MJ, LHV]	0.00E+00	0.00E+00	MND	MND	MND	0.00E+00	MND	0.00E+00
RE [MJ, LHV]	0.00E+00	0.00E+00	MND	MND	MND	0.00E+00	MND	0.00E+00
FW [m ³]	1.25E-03	4.79E-06	MND	MND	MND	4.64E-07	MND	4.25E-08

ENVIRONMENTAL PRODUCT DECLARATION



Thermafiber® FF Mineral Wool

According to ISO 14025,
EN 15804 and ISO 21930:2017

8.4. Appendix D

The tables below contain results for 1 m² of various facing materials only. These results need to be added to the appropriately scaled results as described in Section 4.3.

Table 30 Output Flows and Waste Categories for 5225T-White Facing (1 m²)

Parameter	A1 - A3	A4	A5	B1 - B7	C1	C2	C3	C4
HWD [kg]	8.48E-05	5.23E-07	MND	MND	MND	5.06E-08	MND	4.92E-09
NHWD [kg]	6.78E-02	4.99E-05	MND	MND	MND	4.83E-06	MND	1.16E-01
HLRW [kg] or [m ³]	7.51E-07	8.61E-10	MND	MND	MND	8.33E-11	MND	1.91E-11
ILLRW [kg] or [m ³]	6.96E-06	1.37E-06	MND	MND	MND	1.33E-07	MND	1.35E-08
CRU [kg]	0.00E+00	0.00E+00	MND	MND	MND	0.00E+00	MND	0.00E+00
MR [kg]	0.00E+00	0.00E+00	MND	MND	MND	0.00E+00	MND	0.00E+00
MER [kg]	0.00E+00	0.00E+00	MND	MND	MND	0.00E+00	MND	0.00E+00
EE [MJ, LHV]	0.00E+00	0.00E+00	MND	MND	MND	0.00E+00	MND	0.00E+00

Table 31 Output Flows and Waste Categories for 5263 Printed 5x5 Facing (1 m²)

Parameter	A1 - A3	A4	A5	B1 - B7	C1	C2	C3	C4
HWD [kg]	8.48E-05	5.71E-07	MND	MND	MND	5.53E-08	MND	5.37E-09
NHWD [kg]	6.60E-02	5.45E-05	MND	MND	MND	5.28E-06	MND	1.27E-01
HLRW [kg] or [m ³]	8.46E-07	9.41E-10	MND	MND	MND	9.11E-11	MND	2.09E-11
ILLRW [kg] or [m ³]	7.34E-06	1.50E-06	MND	MND	MND	1.45E-07	MND	1.48E-08
CRU [kg]	0.00E+00	0.00E+00	MND	MND	MND	0.00E+00	MND	0.00E+00
MR [kg]	0.00E+00	0.00E+00	MND	MND	MND	0.00E+00	MND	0.00E+00
MER [kg]	0.00E+00	0.00E+00	MND	MND	MND	0.00E+00	MND	0.00E+00
EE [MJ, LHV]	0.00E+00	0.00E+00	MND	MND	MND	0.00E+00	MND	0.00E+00

Table 32 Output Flows and Waste Categories for V6307 Facing (1 m²)

Parameter	A1 - A3	A4	A5	B1 - B7	C1	C2	C3	C4
HWD [kg]	2.16E-06	5.58E-07	MND	MND	MND	5.40E-08	MND	5.24E-09
NHWD [kg]	1.08E-02	5.33E-05	MND	MND	MND	5.16E-06	MND	1.24E-01
HLRW [kg] or [m ³]	5.32E-07	9.19E-10	MND	MND	MND	8.89E-11	MND	2.04E-11
ILLRW [kg] or [m ³]	3.75E-06	1.47E-06	MND	MND	MND	1.42E-07	MND	1.44E-08
CRU [kg]	0.00E+00	0.00E+00	MND	MND	MND	0.00E+00	MND	0.00E+00
MR [kg]	0.00E+00	0.00E+00	MND	MND	MND	0.00E+00	MND	0.00E+00
MER [kg]	0.00E+00	0.00E+00	MND	MND	MND	0.00E+00	MND	0.00E+00
EE [MJ, LHV]	0.00E+00	0.00E+00	MND	MND	MND	0.00E+00	MND	0.00E+00

ENVIRONMENTAL PRODUCT DECLARATION



Thermafiber® FF Mineral Wool

According to ISO 14025,
EN 15804 and ISO 21930:2017

8.5. Appendix E

The tables below contain results for 1 m² of various facing materials only. These results need to be added to the appropriately scaled results as described in Section 4.3.

Table 33 Carbon Emissions and Removals for 5225T-White Facing (1 m²)

Parameter	A1 - A3	A4	A5	B1 - B7	C1	C2	C3	C4
BCRP [kg CO ₂]	0.00E+00	0.00E+00	MND	MND	MND	0.00E+00	MND	0.00E+00
BCEP [kg CO ₂]	0.00E+00	0.00E+00	MND	MND	MND	0.00E+00	MND	0.00E+00
BCRK [kg CO ₂]	0.00E+00	0.00E+00	MND	MND	MND	0.00E+00	MND	0.00E+00
BCEK [kg CO ₂]	0.00E+00	0.00E+00	MND	MND	MND	0.00E+00	MND	0.00E+00
BCEW [kg CO ₂]	0.00E+00	0.00E+00	MND	MND	MND	0.00E+00	MND	0.00E+00
CCE [kg CO ₂]	0.00E+00	0.00E+00	MND	MND	MND	0.00E+00	MND	0.00E+00
CCR [kg CO ₂]	0.00E+00	0.00E+00	MND	MND	MND	0.00E+00	MND	0.00E+00
CWNR [kg CO ₂]	0.00E+00	0.00E+00	MND	MND	MND	0.00E+00	MND	0.00E+00

Table 34 Carbon Emissions and Removals for 5263 Printed 5x5 Facing (1 m²)

Parameter	A1 - A3	A4	A5	B1 - B7	C1	C2	C3	C4
BCRP [kg CO ₂]	0.00E+00	0.00E+00	MND	MND	MND	0.00E+00	MND	0.00E+00
BCEP [kg CO ₂]	0.00E+00	0.00E+00	MND	MND	MND	0.00E+00	MND	0.00E+00
BCRK [kg CO ₂]	0.00E+00	0.00E+00	MND	MND	MND	0.00E+00	MND	0.00E+00
BCEK [kg CO ₂]	0.00E+00	0.00E+00	MND	MND	MND	0.00E+00	MND	0.00E+00
BCEW [kg CO ₂]	0.00E+00	0.00E+00	MND	MND	MND	0.00E+00	MND	0.00E+00
CCE [kg CO ₂]	0.00E+00	0.00E+00	MND	MND	MND	0.00E+00	MND	0.00E+00
CCR [kg CO ₂]	0.00E+00	0.00E+00	MND	MND	MND	0.00E+00	MND	0.00E+00
CWNR [kg CO ₂]	0.00E+00	0.00E+00	MND	MND	MND	0.00E+00	MND	0.00E+00

Table 35 Carbon Emissions and Removals for V6307 Facing (1 m²)

Parameter	A1 - A3	A4	A5	B1 - B7	C1	C2	C3	C4
BCRP [kg CO ₂]	0.00E+00	0.00E+00	MND	MND	MND	0.00E+00	MND	0.00E+00
BCEP [kg CO ₂]	0.00E+00	0.00E+00	MND	MND	MND	0.00E+00	MND	0.00E+00
BCRK [kg CO ₂]	0.00E+00	0.00E+00	MND	MND	MND	0.00E+00	MND	0.00E+00
BCEK [kg CO ₂]	0.00E+00	0.00E+00	MND	MND	MND	0.00E+00	MND	0.00E+00
BCEW [kg CO ₂]	0.00E+00	0.00E+00	MND	MND	MND	0.00E+00	MND	0.00E+00
CCE [kg CO ₂]	0.00E+00	0.00E+00	MND	MND	MND	0.00E+00	MND	0.00E+00
CCR [kg CO ₂]	0.00E+00	0.00E+00	MND	MND	MND	0.00E+00	MND	0.00E+00
CWNR [kg CO ₂]	0.00E+00	0.00E+00	MND	MND	MND	0.00E+00	MND	0.00E+00

THERMAFIBER, INC.
ONE OWENS CORNING PARKWAY
TOLEDO, OHIO, 43659 USA
888-TFIBER [834-2371]
www.owenscorning.com/thermafiber

Pub. No. 10023691-C. © 2024 Owens Corning. All Rights Reserved.

